




Midi



Midi

- with summer bypass and frost-stat
- efficient, low energy solution to controlling condensation and pollution in residential properties up to 170m²
- up to 94% heat exchange efficiency
- variable choice of low (trickle), boost and purge speed at installation
- for wall, cupboard or loft installation
- universal handing for models without humidistat
- very quiet
- low running costs
- complies with Building Regulations
- manufactured in UK to ISO 9001:2015 and 14001:2015
- accurate commissioning via optional integral LCD or remote LCD commissioning unit



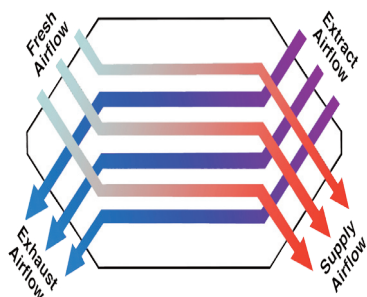
Midi

GENERAL FEATURES

- up to 95 litre/sec at 50Pa - max 101 litre/sec capacity
- sfp down to 0.50 W/l/s
- summer bypass which allows the airflow to bypass the heat exchanger automatically when internal and external temperatures are between adjustable setpoints.
- frost-stat - proportionally reduces intake motor speed as temperature falls - activated when the outside temperature between +3°C and -8°C.
- run-time and power outage counters
- easy to install and maintain
- easy to access G3 filters
- universal handing for models without humidistat - left or right [see separate diagram on page 6 for handing on humidistat models]
- for fitting vertically into lofts, or cupboards - wall fixing bracket supplied
- variable low (trickle), boost and purge options for each motor
- boost speed can be activated by a 230V switched live from:
 - A light switch (if more than one light switch is used, each one must be a double pole switch)
 - Remote humidistat (230V - DRH240)
 - Passive infra red (230V - PIRFF)
 - Thermostat (230V - THM)
 - Remote switch/pull cord - 230V
- ultra quiet
- low running costs
- 5 year warranty - 1 year parts and labour, 4 years parts only

TECHNICAL FEATURES

- compact unit - casing from steel sheet - epoxy paint finish
- thermo-acoustic lining
- low energy EC brushless motor with single width, single inlet, direct drive, forward curved impellers
- operates in temperature up to 60°C
- easy to access standard, disposable G3 filters
- counter flow heat exchanger



MODELS AVAILABLE:

- WHHR-Midi/BY - bypass, universal
- WHHR-Midi/LBYH - bypass, left drain, humidistat
- WHHR-Midi/RBYH - bypass, right drain, humidistat
- Midi-BY+LCD - bypass, universal, integral LCD
- Midi-BY+LCDLH - bypass, integral LCD, left drain, humidistat
- Midi-BY+LCDRH - bypass, integral LCD, right drain, humidistat

CONTROL FEATURES - STANDARD

- independent variable speed adjustment for each motor for trickle, boost and purge speeds.
- adjustable boost speed over-run timer from 0 to 90 minutes.
- adjustable boost speed delay from 0 to 5 minutes
- remote purge cable connection on circuit board (for optional purge facility)
- adjustable night time boost and purge inhibitor
- integral frost-stat - proportionally reduces intake motor speed as temperature falls
- automatic summer bypass

CONTROL FEATURES - FACTORY SET

- change of ductwork handing on humidistat version (humidity threshold can be set at manufacture)
- integral humidistat - proportionally increases motor speeds with rising humidity
- 0-10V connections can be added for:
 - BMS - for remote motor shut-off
 - CO₂ detector
 - home automation system
- relay for external pre-heater
- 3 speed selector switch
- optional remote purge cable - factory connected - adjustable over-run timer from 0 to 250 minutes, Pre-set to 15 minutes (adjustable at factory)
- holiday mode for reduced speeds when property is unoccupied (factory set option) - default setting is 50% of trickle speed
- run-time and power outage counters downloadable via QR code.

COMPLIES WITH

- Building Regulations for enhanced energy saving capability
- Building Regulations for reliable, efficient ventilation
- EU RoHS Directive Compliant.
- Complies with IEC60335-2-80, LVD2006/95/CE and EMC2014/30/UE (European Directive against radio interference and electro-magnetic compatibility)
- manufactured in UK to ISO 9001:2015 and 14001:2015
- For installation in any domestic wet room
- CE marked
- SAP PCDB Listed

TYPICAL SPECIFICATION AVAILABLE AT

<http://www.vectaire.co.uk/downloads>

Vectaire Ltd can supply all accessories for use with these units, including product filters, air filter cassettes, silencers, fire dampers, air valves, ducting, outside grilles and wall cowls. Additionally, Vectaire offers a design service to ensure that the unit installed is the best possible to provide efficient, effective, low energy and low running cost ventilation. Vectaire can also organise installation, commissioning and maintenance of these products



Midi

TECHNICAL CHARACTERISTICS

Model	Airflow l/sec					Total Power - Watts					Operating Current (Amps)
	100%	80%	60%	40%	20%	100%	80%	60%	40%	20%	
Midi	101	79	58	36	14	120	69	31	11	2.2	1.21

Midi		Sound Power Levels, L_w [dB] - Octave Bands Frequency Hz.								Sound Pressure dBA @ 3m
Curve Ref		63	125	250	500	1k	2k	4k	8k	
100% (101 l/sec)	Extract	65	61	58	48	41	34	26	23	33.9
	Supply	70	74	69	60	57	50	44	43	
	Breakout	56	50	55	49	44	42	37	32	
80% (79 l/sec)	Extract	61	56	53	45	37	29	21	16	29.9
	Supply	66	70	65	55	53	44	39	36	
	Breakout	52	51	50	46	41	34	32	28	
60% (58 l/sec)	Extract	55	49	45	39	29	19	10	7	26.6
	Supply	60	62	56	47	45	34	27	21	
	Breakout	47	51	46	43	38	27	25	24	
40% (36 l/sec)	Extract	47	38	38	32	17	8	3	6	24.6
	Supply	52	51	47	38	31	22	13	8	
	Breakout	43	52	43	41	35	23	18	21	
20% (14 l/sec)	Extract	33	31	20	10	4	0	2	6	19.7
	Supply	38	32	27	13	8	1	2	6	
	Breakout	36	50	37	35	27	12	9	14	

The breakout dB(A) sound pressure values are given for hemispherical free field propagation at a distance of 3m from the unit

Extract and Supply values are in-duct sound power levels

All the above data has been independently tested to BS EN ISO 3743-1:2010

RESULTS for SAP CALCULATIONS

ENERGY LEVEL PERFORMANCE - using rigid ducting only

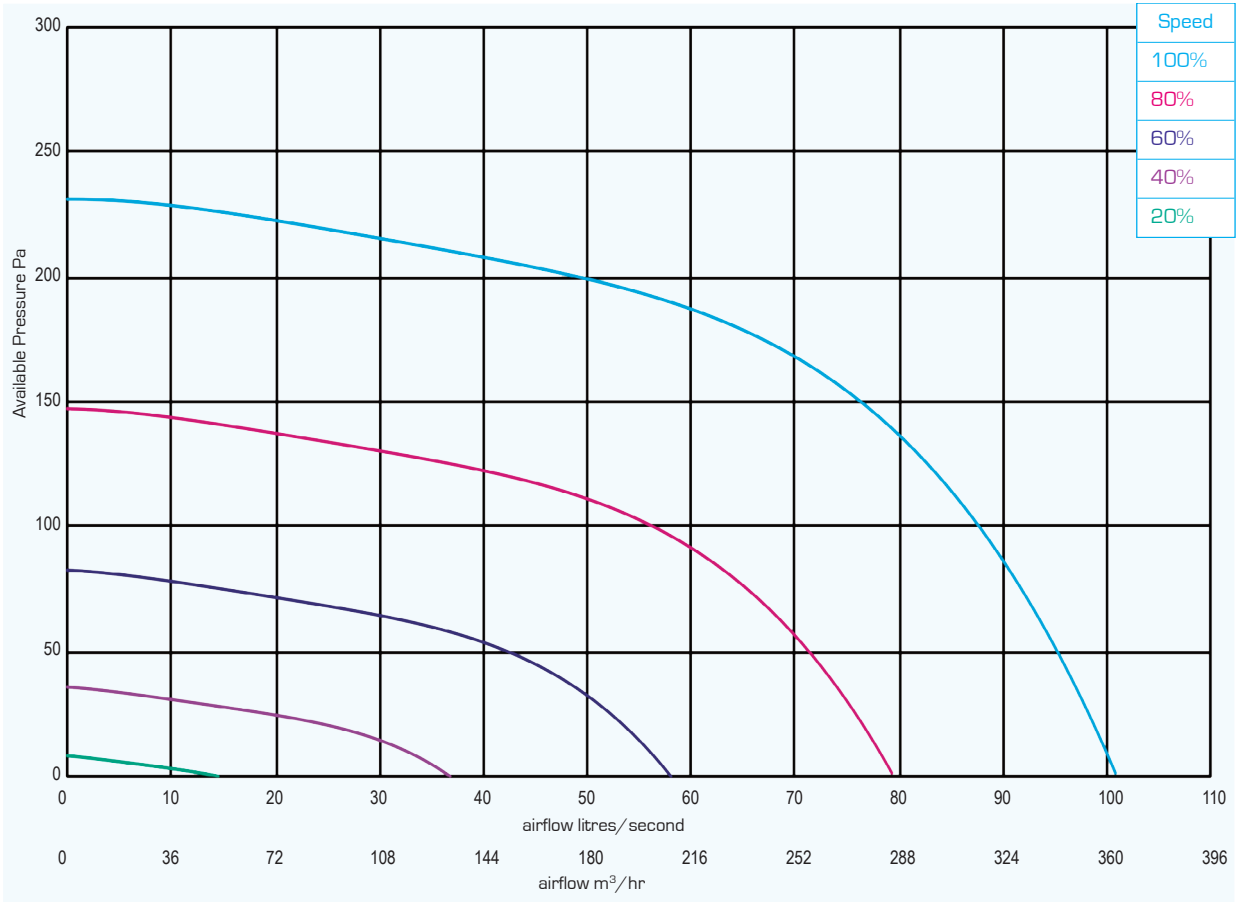
Exhaust Terminal Configuration	2009 Data		2012 Data		SAP 10 Data	
	Specific Fan Power (W/l/sec)	Heat Exchange Efficiency	Specific Fan Power (W/l/sec)	Heat Exchange Efficiency	Specific Fan Power (W/l/sec)	Heat Exchange Efficiency
Kitchen + 1 additional wet room	0.50	94%	0.51	93%	0.51	93%
Kitchen + 2 additional wet rooms	0.50	93%	0.61	91%	0.61	91%
Kitchen + 3 additional wet rooms	0.55	92%	0.75	90%	0.75	90%
Kitchen + 4 additional wet rooms	0.65	91%	0.92	89%	0.92	89%
Kitchen + 5 additional wet rooms	0.76	89%	-	-	-	-
Kitchen + 6 additional wet rooms	0.88	89%	-	-	-	-

Figures at minimum flow rate conditions

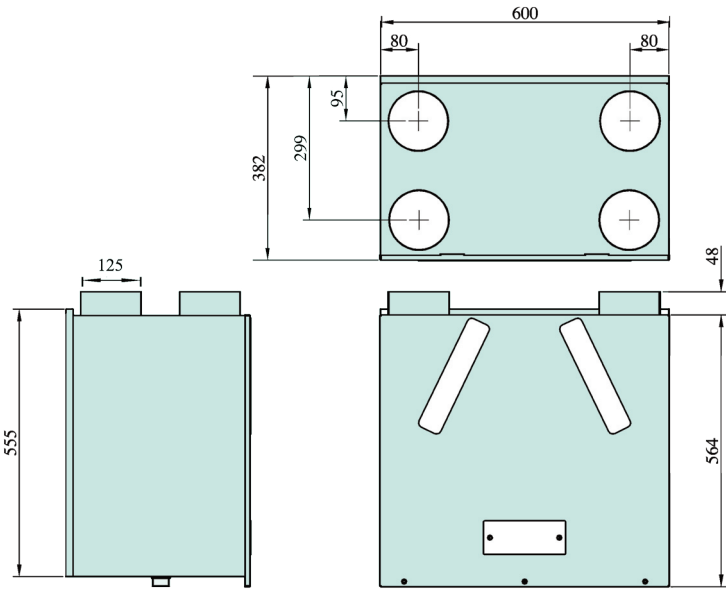


Midi

PERFORMANCE [curves are for guidance only]



DIMENSIONS - mm



Weight - 24 kg

N.B sufficient access for safe maintenance or removal following installation, **MUST** be provided for this product.